Kondilak
ваш комфорт - наша забота!
+7(495) 744-35-35

CHAPTER 4. TROUBLESHOOTING GUIDE OF CONTROL CIRCUIT

[1] TROUBLESHOOTING GUIDE

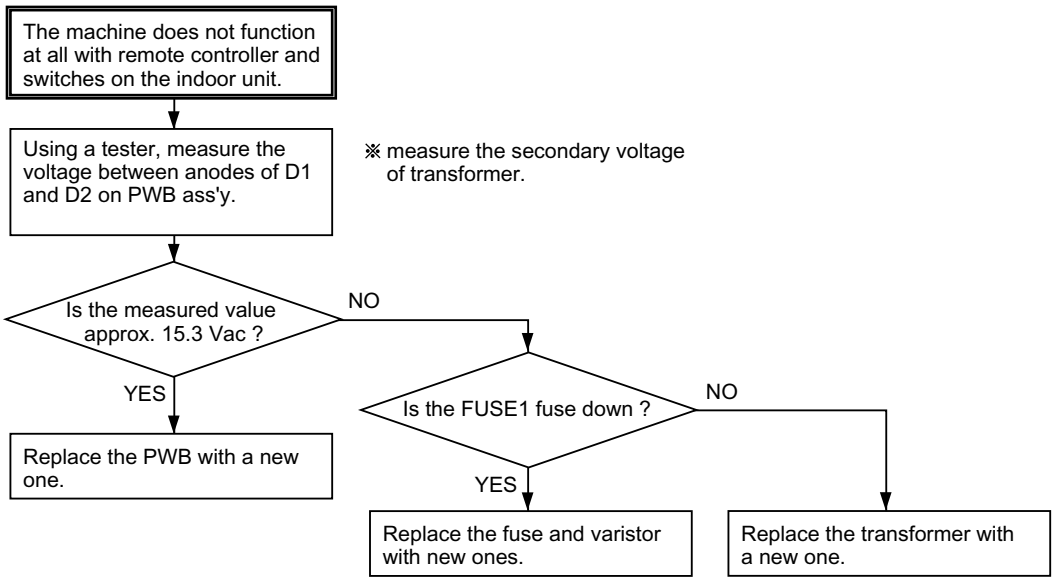

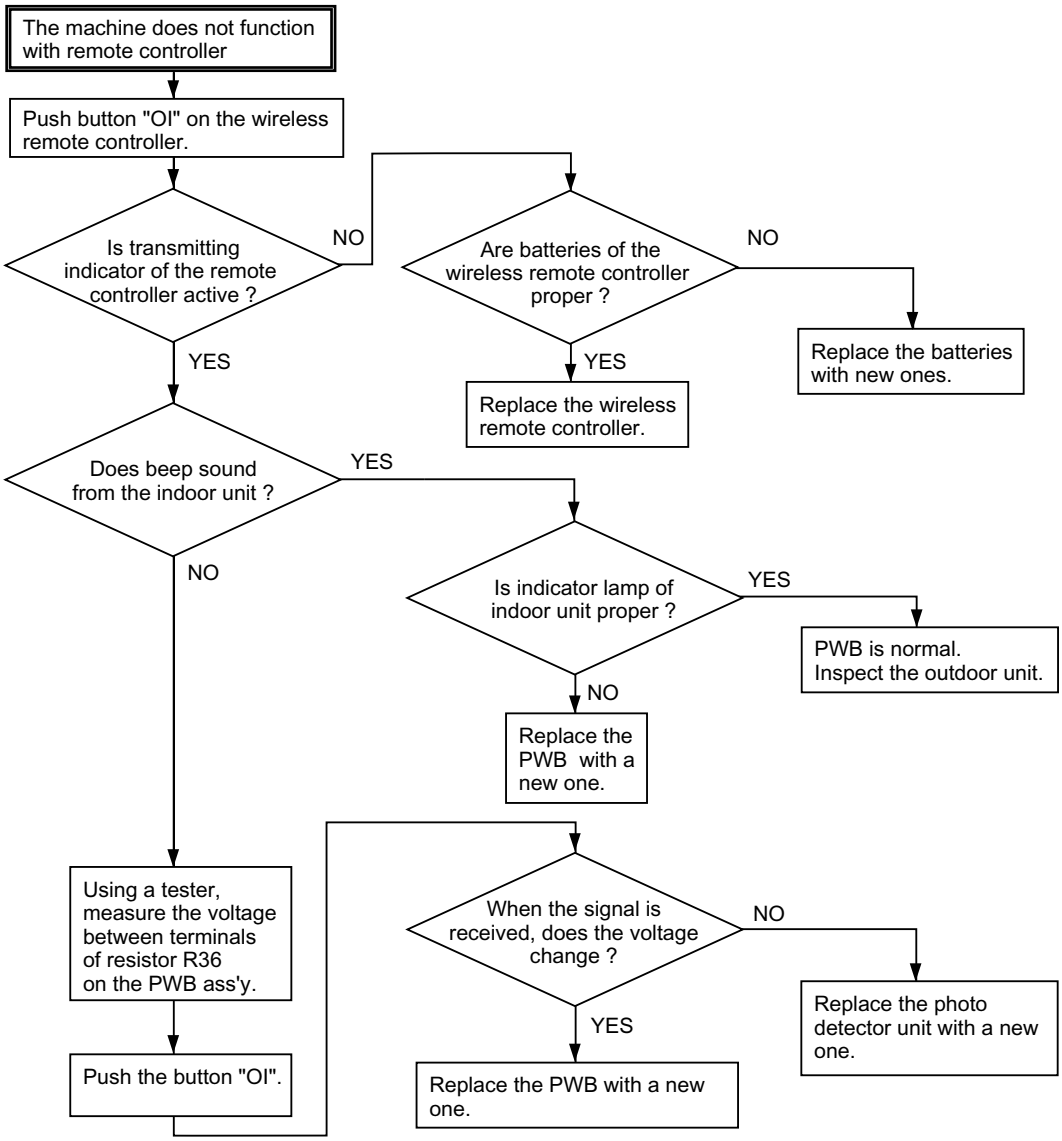

Kondilak
ваш комфорт - наша забота!
+7(495) 744-35-35

The room is not cooled at all
or not cooled.
The compressor does not operate.

↓

Push the button "AUX." on
the indoor unit, for more than 5 sec.

↓

Using a tester, measure voltage at
the terminals on the terminal board.

↓

Is the voltage
between terminal "N" and
"1" of the terminal board the
power supply voltage ?

YES →

The control circuit is normal.
- The compressor may be defective.
- The running capacitor may be defective.
- Refrigerant may be leaked.
- The outdoor fan motor may be defective.
- The outdoor fan motor capacitor may be defective.

NO →

Measure resistances of TH1 and TH2.

↓

Are the resistances
conformed Fig. 1 ?

NO →

Replace the thermistor ass'y with a new one.

YES →

Replace the PWB ass'y with a new one.

Fig. 1 Temperature properties of indoor thermistors

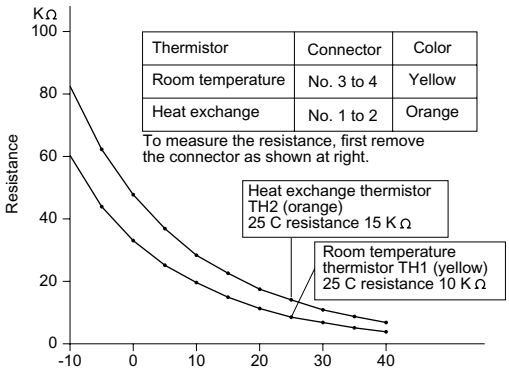

Thermistor	Connector	Color
Room temperature	No. 3 to 4	Yellow
Heat exchange	No. 1 to 2	Orange

To measure the resistance, first remove
the connector as shown at right.

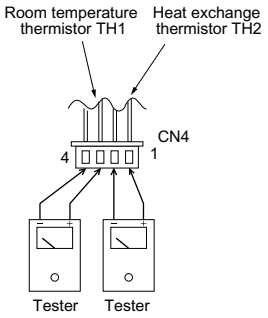

The room is not heated at all or not heated.
The compressor does not operate.

↓

Select HEAT MODE with remote controller.
And then start operation.

↓

Push the button of "AUX." on the indoor unit, and wait 5 sec..

↓

Using a tester, measure voltages at the terminals on the terminal board.

↓

Is the voltage between terminal "N"
and "1" of the terminal board the
power supply voltage ?

NO → Replace the PWB ass'y with a new one.

YES ↓

Is the voltage between terminal "N"
and "2" of the terminal board the
power supply voltage ?

NO → Replace the PWB ass'y with a new one.

YES ↓

Is the voltage between terminal "N"
and "3" of the terminal board the
power supply voltage ?

NO → Replace the PWB ass'y with a new one.

YES ↓

The control circuit board is normal.
- Refrigerant may be leaked.
- The running capacitor may be defective.
- The outdoor fan motor may be defective.
- The outdoor fan motor capacitor may be defective.
- The compressor may be defective.
- The thermistor may be defective.