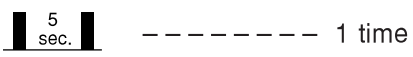
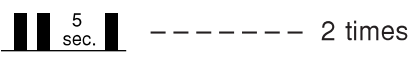






# RAS18-24CH7

## Timer-Lamp. break-down checking in blinking sian.

Check the break-down factor from the frequency of timer-lamp blinking.

No.	Mode of Timer-Lamp blinkina	Indication Factor	Estimated Break-Down Part
1	 1 time	<b>4-wav valve not working</b> Inside temperature is low in heating operation time or inside temperature is high in cooling operation time.	(1) 4-wav valve is not working. (2) Heat-exchanger thermistor is in disconnection. (Only heating time)
2	 2 times	<b>Force cooling operation</b> Unit is under forcible operation or under balancing after forcible operation.	Check force cooling switch at indoor electrical.
3	 10 times	<b>DC Fan motor - over flow of electriciv</b> Indoor - DC Fan motor has over flow of electriciv.	(1) Indoor - Fan is locked. (2) Indoor - Fan motor damaae. (3) Indoor - control circuit board.
4	 13 times	<b>IC 401 Data read wronalv</b> In case that data read from IC401 is wrona.	IC401 data is not in order.
5	 14 times	<b>Heat exchanger thermistor error</b> Heat exchanger thermistor open or short-circuit detected.	(1) Thermistor (2) Indoor - control circuit board.
6	 15 times	<b>Room thermistor error</b> Room thermistor error open or short-circuit detected.	(1) Thermistor (2) Indoor - control circuit board.

(  -- 0.5 second on. 0.5 second off.)

### **CAUTION**

Remote control is disabled while the Timer lamp is flashing.  
To check operation, turn off the power switch and turn it on again.